


## 20. Z-bending



### ■ Usage

Used for fixing parts, stopper or the like.

### ■ Shapes Overview


This forming tool bends a workpiece into a Z shape.

We can provide the tool only for forming and the one which bends into L forming processing a pre-hole.


## Examples




For attaching electronic parts.



The guide part is formed on the edge of the Z-bending. Used for a hook of steel furniture.



This is the method in which the tool processes z-bending only and the hole is processed with another tool. It is efficient to prevent the wear of the cutting edge when punching a stainless steel sheet.



For a stopper. This tool bends and cuts a workpiece at the same time.

Request for a quotation is [here](#).